

UNIPIGGLE

The Unicorn Pig!

SUMMER ACTIVITY PACK!




HANNAH SHAW



Make a Merfolk hat (or a magic horn)

You will need:

- Card
- Scissors
- Glue
- Stapler
- Hole punch
- Colouring pens / pencils
- Elastic or ribbon
- Optional tissue paper / biodegradable glitter.



1. Print this template on card.
2. Decorate either with fishy scales or with stripes (use biodegradable glitter to add shimmer).
3. Cut the shape you require. Attach strips of colourful tissue paper to the top of the horn for a rainbow of magic.
4. Roll the template into a cone shape (there will be some overlapping).
5. Secure with glue or a stapler.
6. Hole punch two holes at the bottom of the cone on opposite sides and thread through ribbon or elastic for fastening under chin.


Ta Da!



UNIPIGGLE MERMAID MAYHEM
Hannah Shaw
ISBN: 9781474972192



FILL WITH COLOUR!



UNIPIGGLE MERMAID MAYHEM
Hannah Shaw
ISBN: 9781474972192




USBORNE

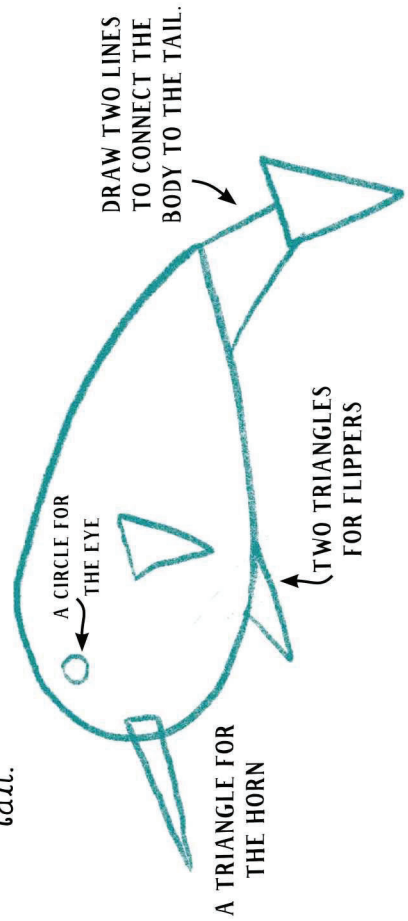
HOW TO DRAW A NARWHAL

You will need: a pencil, a black pen, a rubber and colouring pencils.


Step 1: Use a pencil to draw one teardrop shape and one triangle like this...




Step 2: Add shapes for the horn, eye, flippers and tail.



Step 3: Use a pen to draw your narwhal on top of the pencil shapes.



Step 4: Wait for the ink to dry, then rub out all of the pencil lines. Now it's time to colour in your narwhal, using your colouring pencils!



UNIPIGGLE MERMAID MAYHEM
Hannah Shaw
ISBN: 9781474972192





SPOT THE DIFFERENCE



UNIPIGGLE MERMAID MAYHEM
Hannah Shaw
ISBN: 9781474972192

Can you find EIGHT differences between these two pictures?







UNIPIGGLE

The Unicorn Pig!

HANNAH SHAW

LOUD, MUDDY AND PROUD!

Join Unipiggle and Princess Pea in these magical adventures!



Witches, pumpkins, spells and more await in a spooky new Unipiggle book this September!

LOOK OUT FOR BOOKS 5 & 6 IN 2022!

With pictures in all the colours of the rainbow!