



Nurseries Activity Pack

Spring/Summer 2021



Welcome to our Nurseries Activity Pack

Spring/Summer 2021

Welcome to our Nurseries Activity Pack! Designed with nursery teachers and early years providers in mind, it contains lots of activities taken from Usborne books for early years, all of which encourage creativity, pen control and writing skills.

You can see all our books for nursery age children at [usborne.com/EarlyYears](https://www.usborne.com/EarlyYears).



All of the books featured in this pack can be given to your nursery for free through hosting a book event with an Independent Usborne Organiser.

Find out more about the ways we work with nurseries at [usborne.com/gb/schools/nurseries](https://www.usborne.com/gb/schools/nurseries)


You can find lots of similar activities at [usborne.com/gb/activities-for-kids](https://www.usborne.com/gb/activities-for-kids)

For more ideas and inspiration for your classroom, sign up to our nurseries newsletter.





Arts and Crafts



Fluffy lamb



1. Draw a big oval for a lamb's body.



2. Fingerpaint a black head. Then, fingerprint ears.



3. Fingerpaint four long legs. Leave the paint to dry.



4. Pull cotton balls into pieces, then roll them into balls.



5. Spread glue on the body and press on the cotton balls.



6. Glue another little cotton ball onto the head.

Printed parrot



1. Paint a shape for a parrot's body on a piece of thick paper using blue paint. Then, let it dry.




2. Paint feet, a beak and a pink spot on the cheek. Draw a dot for an eye.



3. Paint three red feathers for the parrot's tail. Add a curly feather on the head, too.



4. Spread dark blue paint on an old plate. Press your hand into it, then print a wing.



5. Press your hand into the paint again and print another wing.

You could paint a branch for your parrot to perch on.



Printed cows



1. Cut a small square of sponge. Then, pour some black paint on an old plate.



2. Dip the sponge in the paint and print squares all over a piece of white paper.



3. Cut a body and head from the printed paper. Glue them onto a piece of paper.



4. Draw four legs and two ears. Cut them out and glue them on.



5. Use a pink pencil to fill in the cow's nose. Draw two eyes and a tail.

Puzzles




Are there enough strawberries
for each fairy to pick two?

Answer:





Draw a line from each calf to its mother.



Spot 5 differences.


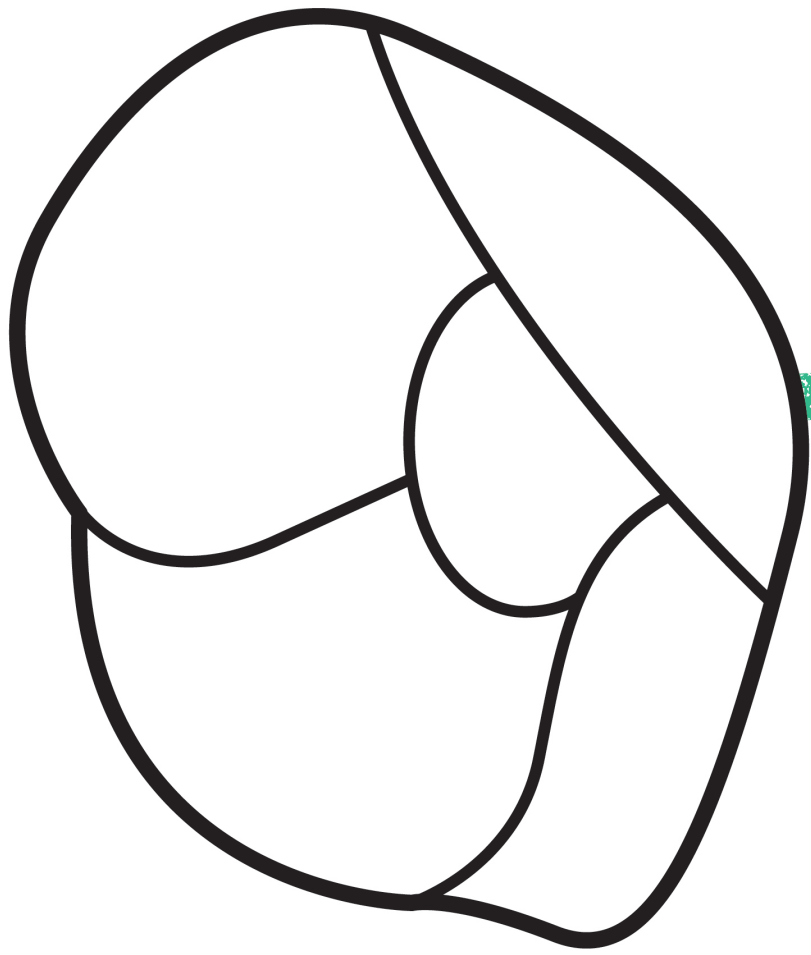


A butterfly flies
in the day.




A bat flies
at night.

A poppy
is red.




A sunflower
is yellow.

A cat purrs
softly.

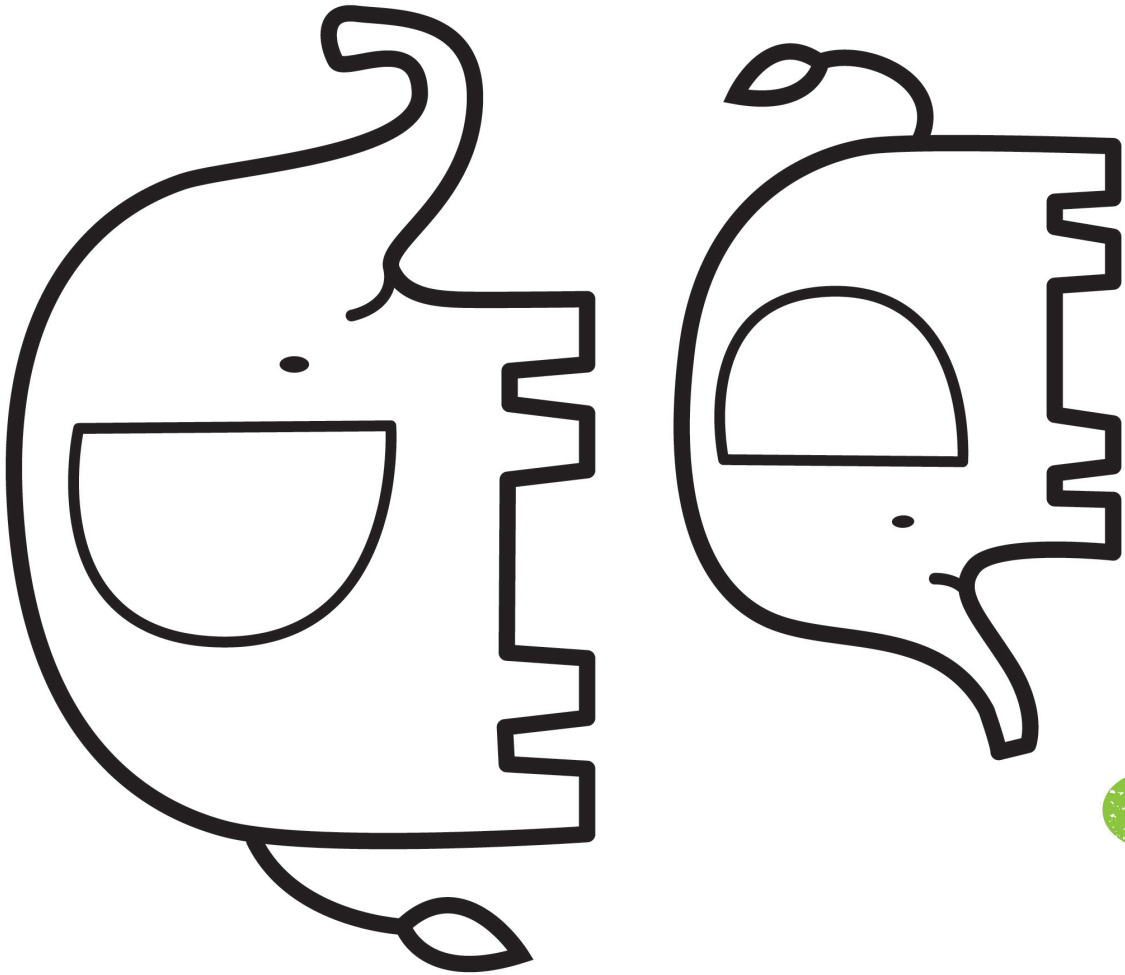



A bird sings
loudly.

A wide-awake
owl




An elephant
and her baby







A furry
fox




A diving
dolphin




A duck
and her
ducklings



OSBORNE



A climbing
koala




A centipede
has lots of legs.






A beetle has
six legs.

A butterfly
flutters.




A cockroach
scuttles along.



USBORNE

A mantis sits
very still.



Flies buzz
around.





[usborne.com](https://www.usborne.com)

You are welcome to share this booklet and activities,
but must credit Usborne when doing so.
This booklet must not be used for any commercial purposes.

