



USBORNE
Be Curious.



BRILLIANT BUGS!



Bug Explorer
Pack for KS1



MADE IN PARTNERSHIP WITH



SHAPES
for schools

USBORNE BRILLIANT BUGS! BUG EXPLORER PACK FOR KS1

Suitable for: Ages 5+

EXPLORE THEMES OF: Brilliant Bugs • The Outdoors • Looking After the Natural World

SUBJECT CHECKLIST: Literacy • PSHE • Science

OBJECTIVES: Celebrate brilliant bugs; identify and describe different bugs; understand why bugs are important and need protecting.




This Explorer Pack can be used with children either in the classroom, a shared outdoor space, or at home. It includes a series of activities that can be used alongside Usborne's collection of bug books (see page 2) to introduce children to different brilliant bugs and where we can find them. This pack is adaptable to your and your learners' needs.

When people talk about bugs, they usually mean creeping, crawling, fluttering minibeasts. If you look closely, you'll find these amazing creatures all around.

These resources were developed for Usborne by Shapes for Schools.



DISCOVER USBORNE'S BRILLIANT BUG BOOKS!




FIND MORE
BUG BOOKS AT
USBORNE.COM

USBORNE BEGINNERS



STICKER AND PUZZLE BOOKS



FACT BOOKS



ACTIVITY BOOKS

EXPLORER TASK 1: BECOME A BRILLIANT BUG EXPLORER!

- Develop an appreciation and excitement for the world around us
- Use the Bug Sorter to identify different bugs

MY EXPLORER CASE BOOK

First things first: before we can get started, you need to make sure that you've got a file or folder to keep all of the information that you will gather during the course of these activities.

Decorate the front of your Explorer Case Book by completing a cover sheet. Include your name and lots of pictures of brilliant bugs!

BUG VOCABULARY

Use the Usborne Book *Beginners Bugs* to define some of the key words on the next sheet. These will help you to talk about bugs and become a Bug Explorer. Add your key words and definitions to your Explorer Case Book.



CAMOUFLAGE: _____

EGG SAC: _____

EXOSKELETON: _____

LARVAE: _____

MARKINGS: _____

NEST: _____

POISONOUS: _____

PREY: _____

PUPA: _____

STING: _____

WING CASES: _____

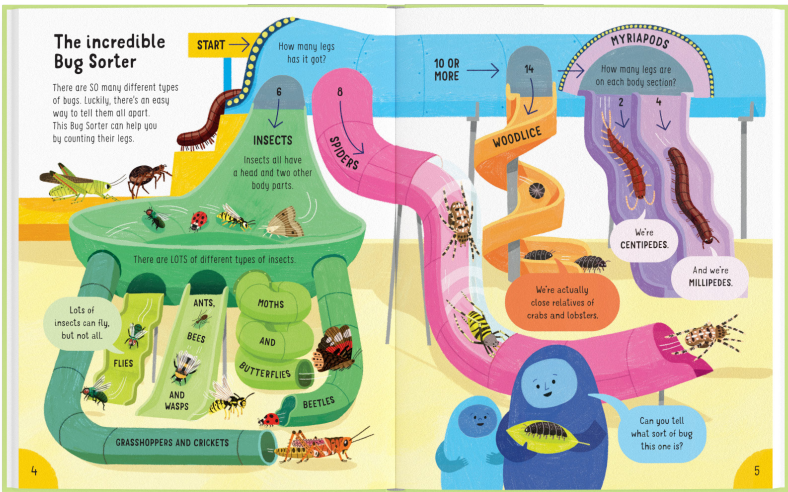


USBORNE

THE BUG SORTER

Use the Bug Sorter in Usborne's *Lots of Things to Know About Bugs* to distinguish between different types of bugs. What are their key differences?

TYPE OF BUG	NUMBER OF LEGS	EXAMPLES	OTHER INFORMATION
INSECT			
SPIDER			
WOODLICE			
MYRIAPOD			



Check out The Incredible Bug Sorter on page 4-5 of *Lots of Things to Know About Bugs*

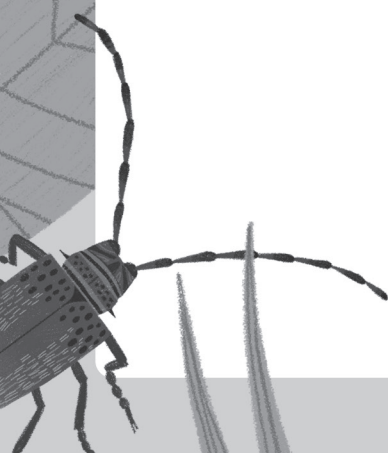
EXPLORER TASK 2: CREATE A CREEPY-CRAWLY RECORD

- Understand that there a huge variety of different insects and that they come in all shapes and sizes!
- Identify different insects in a green space by recording sightings

UNDER THE MICROSCOPE!

How many different **insects** listed on pages 4–5 of *Lots of Things to Know About Bugs* can you find in your garden or local green space? Use the sheet below to showcase some of the different creatures you find. You can make sketches of what you see or take photographs – whatever you prefer!


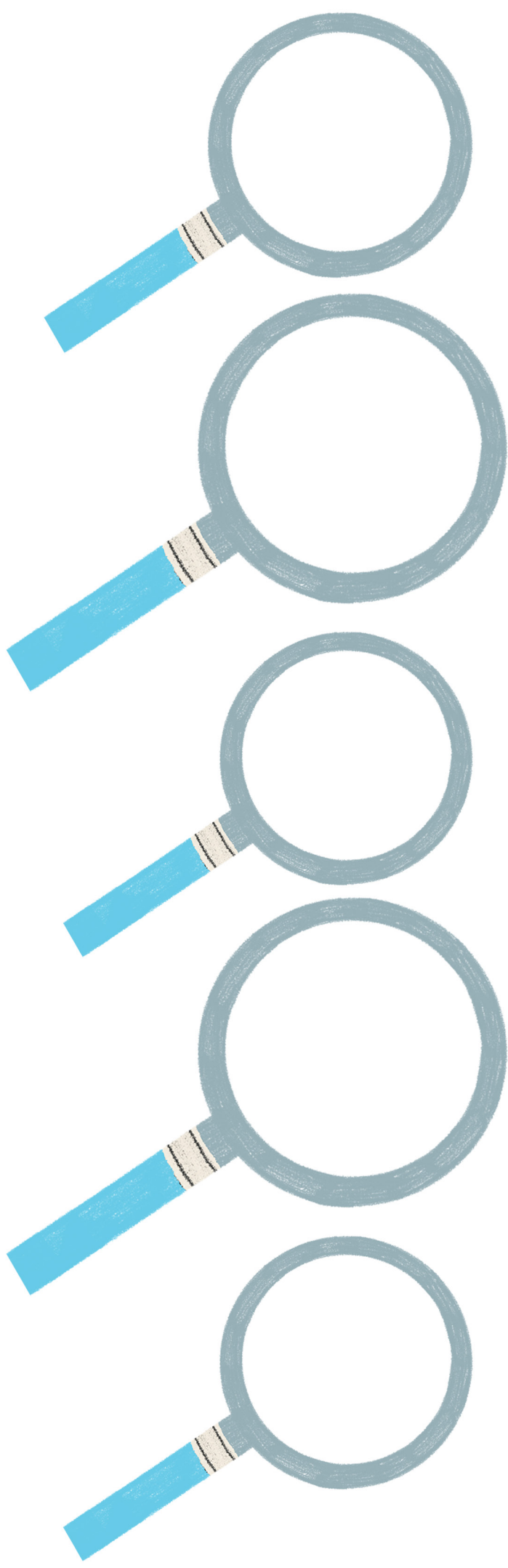
CONSIDER: which insect do you like the most? Which are you most interested in? Why?



USBORNE



Create your
creepy crawlly
record!



EXPLORER TASK 3: FOCUS ON... BUTTERFLIES!








- Collect some incredible bug facts!
- Describe the life-cycle of a butterfly or another brilliant bug.

BUTTERFLY FACTS:

Use the collection of Usborne Bug Books and Usborne Quicklinks to gather as many facts about butterflies as possible. Write your favourite butterfly facts in the butterfly wing-templates below. For example: butterflies use their antennae to sense hot and cold (page 13 of *Lots of Things to Know About Bugs*)! Then, use them to create a Butterfly Quiz to test your friends and family on their knowledge.

Just like
this!

Butterflies use their
antennae to sense
hot and cold.



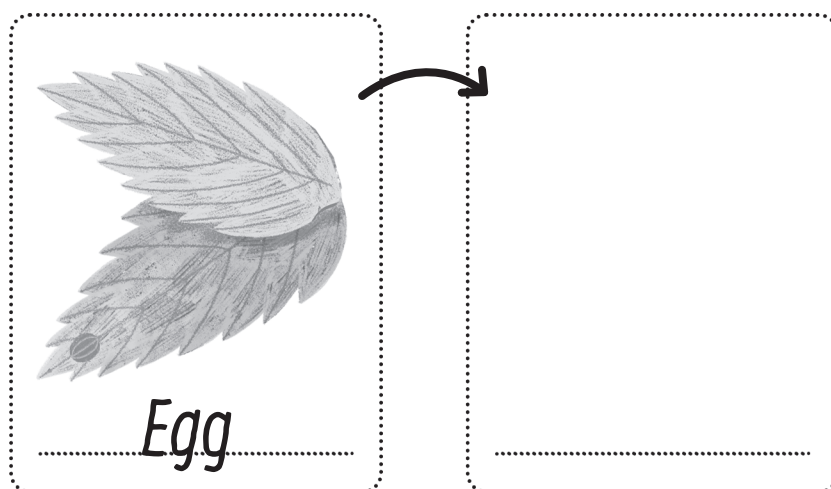
TIP: You can complete this task for any bug – whichever you find most fascinating!

BUTTERFLY LIFE CYCLE:

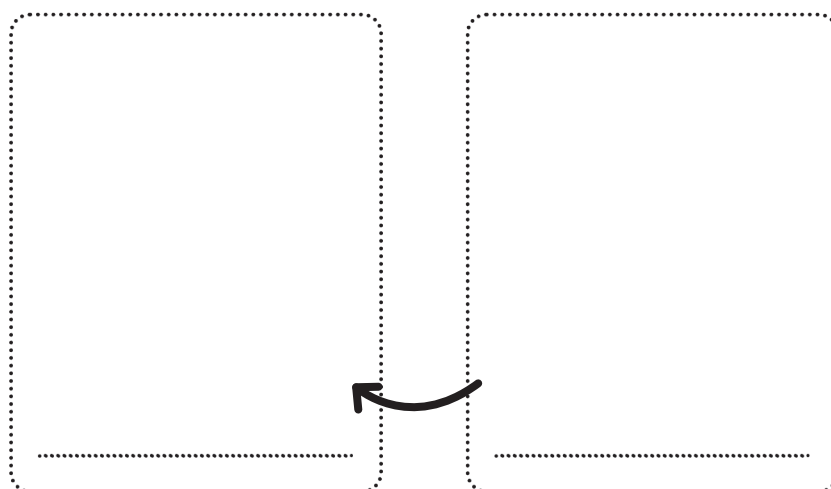
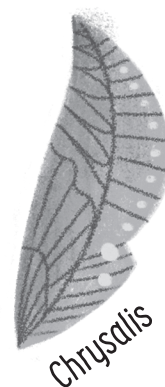
Read page 14 of *Lots of Things to Know About Bugs* or pages 22–23 of *Usborne Beginners Bugs* to find out about how bugs change as they grow.



Q. Can you name which bugs change very much as they grow from a baby to an adult?

Draw and describe the life cycle of a butterfly. Can you also do this for another bug – for example a bee? See the example below!




LIFE CYCLE OF A
BUTTERFLY





LIFE CYCLE OF A
BUTTERFLY



EXPLORER TASK 4: CELEBRATING AND LOOKING AFTER BUGS

- UNDERSTAND WHY BUGS ARE SO IMPORTANT
- ADVOCATE FOR BUG WELFARE AND PROTECTION

On pages 26–27 of *Lots of Things to Know About Bugs* we learn that insects are very important. Why? List at least two reasons:

1. _____

2. _____

BRILLIANT BUG POEMS

Write a poem and a corresponding illustration to show what brilliant bugs mean to you. Consider how you can convey why bugs should be protected.

PROTECTING BRILLIANT BUGS

Look at the six ways below that you can help to protect these creatures. For each thing listed, write down an action that you can achieve in your daily life to look after the bugs.

1. GET GARDENING! MONITOR BRILLIANT BUGS IN OUR GARDENS AND GREEN SPACES

ACTION: _____

2. CAMPAIGN AGAINST HUMAN DESTRUCTION OF GREEN SPACES

ACTION: _____

3. REDUCE YOUR CARBON FOOTPRINT

ACTION: _____

4. REDUCE, RE-USE AND RECYCLE!

ACTION: _____

5. BE RESPECTFUL OF ALL WILDLIFE AND HABITATS

ACTION: _____

6. REDUCE ARTIFICIAL LIGHT SOURCES

ACTION: _____



REFLECTION

Finally, use the table below to make a note of some of the brilliant bugs that you have found out about using Usborne's brilliant bug books. Consider what questions you still have, and which books might help you to learn more until you become a bug expert!

WHICH BUGS DO I KNOW A LITTLE BIT ABOUT?	WHAT FACTS DO I KNOW ABOUT THEM?	WHAT QUESTIONS DO I STILL HAVE ABOUT THESE CREATURES?