



**Meet the Twitches**  
Key Stage 1 Literacy Tasks

Read each chapter with your child  
and then complete the suggested activities.  
Download the first two chapters for free.

<https://bit.ly/2ABrMPg>

# Chapter One: Moving Day

## Comprehension/Discussion Questions

- Describe what Stevie looks like
- Name five things that Stevie likes
- Where does Stevie live?
- What's happening to Stevie that she's unhappy about?
- Why do you think Nanny Blue is called Nanny Blue?



## Creative writing

- Write your own character description about yourself, using the structure of the one about Stevie. You should describe what you look like, what your favourite things are (including food) and where you live.
- Write a list for Stevie about why it might be nice to live in the countryside.
- Look outside your window and describe what you can see and what kind of day it is e.g. sunny, rainy, cloudy etc

## Other activities


- Look/go outside. Can you see any clouds? Do they look like kittens like Stevie's or do they look like something else?
- Draw a picture of yourself in your favourite outfit. Why do you like it?
- Draw a picture of your house and/or your bedroom. What are your favourite things about your house/bedroom?
- Make a present for Stevie to help her with her move to her new house.



# Chapter Two: A Special Gift

## Comprehension/Discussion Questions

- What does Nanny Blue give to Stevie?
- What does the Teacup House look like?
- Who are the Twitches? What are their names?
- How do the Twitches and the Teacup House make Stevie feel?



## Creative writing

- What would your perfect present be? Describe how you would feel to receive it and why you would love it.
- Imagine you have a Teacup House. Write a short story about the people/animals that you think would live there – the story could be about the rabbits that Stevie has living in hers.
- Write a thank you card/letter from Stevie to Nanny Blue for the Teacup House
- Chapter three is called 'A Shock Discovery', write what you think happens next in the story.

## Other activities

- Make your own Teacup House using things that you can find around your house.
- Draw your favourite one of the Twitches.
- Design or make some tiny furniture for the Teacup House.
- Have a picnic of food that you think the Twitches would like to eat.



# Comprehension/Discussion Questions for the Whole Book

We hope you enjoyed the first two chapters of *Meet the Twitches*. If you have the book at home, here are some comprehension/discussion questions for each of the remaining chapters, and some more creative activities. The creative activities follow the events of the book in chronological order.

## Chapter Three: A Shock Discovery

- Why do you think Stevie is crying?
- What happens to the daddy Twitch?
- Name five things that came with the Teacup House
- How does Stevie feel when she realises the daddy Twitch is missing?

## Chapter Four: The Search

- Where does Gabriel Twitch want to get back to?
- How do you think Gabriel must be feeling?
- What does Gabriel Twitch get tangled up in?
- What food do you learn that Fig likes? What doesn't he like?
- How do you think the rest of the Twitches feel without Daddy Gabriel?



## Chapter Five: Silver's Invention

- What does Silver make to help her to find Daddy Gabriel?
- What three words would you use to describe Silver?
- What does Silver make her helmet out of?
- How is Silver in danger?



# Comprehension/Discussion Questions for the Whole Book

## Chapter Six: A Bumpy Ride


- Why do you think Mama Bo and Fig can't help Silver when there are people around?
- How does Silver manage to get downstairs?
- What is Daddy Gabriel frightened of?

## Chapter Seven: In the Garden

- Which animal does Silver meet in the garden?
- How does Silver get Daddy Gabriel free from the spider's web?
- How do Silver and Daddy Gabriel climb up the wall?

## Chapter Eight: Home at Last

- How do all the rabbits feel now they're back together again?
- Which Twitch do you think is the most adventurous?
- Why is Stevie happier at the end of the book?
- What adventures do you think she'll have with the Twitches next?



# Activities for the Whole Book

## Discussion Questions

- Who was your favourite character and why?
- What was your favourite part of the book?
- Is Stevie like any of your friends or family members?
- Do you have any toys like the Twitches?
- What was different for Stevie at the end of the book compared to the beginning?



## Creative writing

- Write a poem or story about when something changed in your life. It could be about moving house or another life event.
- Imagine the toys in your room coming to life when you're not looking. Write a story about the adventures that they have.
- Write Stevie's diary from her moving day explaining what happened and how she felt about it.
- There are two other stories in the Teacup House series, called *The Twitches Bake a Cake* and *The Twitches Meet a Puppy*. Either: pick one of those titles and write the story (with lots of pictures!) or come up with a title for the next story in the series and create it.

## Other activities

- Draw Stevie's new bedroom
- Draw a picture of what your garden/the outside of where you live looks like
- Create a missing poster for Daddy Gabriel to help the rabbits find him
- Make a parachute for one of your toys
- Make a thank you card from Daddy Gabriel to Silver
- Draw a picture for each chapter that shows the main event of that chapter
- Make your own version of Stevie's garden including the flowers and animals that live there
- Design a different book cover for *Meet the Twitches*
- Test your adult by asking them questions about what happened in *Meet the Twitches*
- Tell one of your friends why you think they would enjoy reading this book
- Write a letter for the author, or draw her a picture based on the book




## Meet the Author

When Hayley Scott was little, she used to make tiny furniture for fairy houses, placing it in scooped out hollows in her back garden. Today, Hayley lives in Norfolk and still loves tiny things. *Teacup House* is her debut series for young readers.



## Meet the Illustrator

Pippa Curnick is an illustrator, designer, bookworm and bunny owner. She gets her inspiration from walking in the woods in Derbyshire, where she lives with her partner and their son.



Enjoy more *Teacup House* adventures  
and similar activities for learning  
at [usborne.com](http://usborne.com).

