


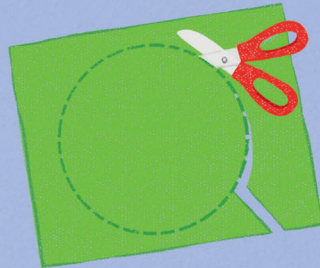
# Make a space monster

...for a superhero to defeat.


**1** Draw around a plate on paper.




**2** Cut out the circle.



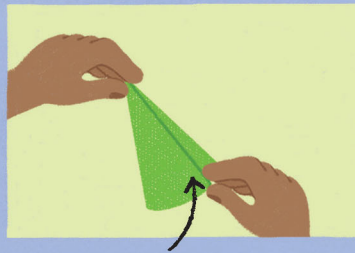
**3** Fold the circle in half. Unfold, then cut along the line.



**4** Put glue on one piece like this...



**5** ...then bend it around into a cone.



Glued edge on top

**6** Cut a small circle from paper.



Add a black circle for an eye.

**7** Stick it to the top of the cone.



**8** Cut out a mouth and teeth...



Black paper



White paper

**9** ...and glue them onto the cone.

Stick the teeth on first.



Draw on spots if you like.



## Usborne Activities

Find more like this in **Superhero Things to Make and Do**. Find more activities at [usborne.com/activities-for-kids](http://usborne.com/activities-for-kids)

Copyright © Usborne Publishing Limited, 2023

