



EVENT PACK

Everything you need to join in the celebrations,
whether you have five minutes, or one hour • Best suited to ages 3+
• Includes free printables • Just add colouring pencils!



USBORNE



2025 marks 40 years of the iconic Farmyard Tales books with the Little Yellow Duck to spot on every page, and we'd love you to join in the celebrations. Whether you're at home, in a library, nursery, school or shop, this pack contains ideas and activities to be enjoyed by one child or a whole farmyard full.

Join online by sharing photos with #PoppyandSam40
Discover more at usborne.com/poppyandsam

Contents

1. Cover
2. Introduction
- 3-5. Event Guide
6. Activity: How to draw a pig
7. Activity: Dot-to-dot
8. Activity: Animal outlines
9. Activity: Fluttery Butterfly
10. Activity: Colour in 40
11. Activity: Hide and Seek
12. New Books: Play and Learn



Storytime fun with Poppy and Sam

Professional storyteller, Liz, offers her tips for a cosy, interactive storytime inspired by Poppy and Sam's Farmyard tales.

Setting the scene

Explain that you are going to start by telling a story about a farm — a farm is big place, usually out in the countryside where people grow food and keep animals.

Ask if anyone has ever been to a farm.

Ask what sorts of animals you might find on a farm.

Introducing the characters:

Explain that the farm in the story is called Apple Tree Farm. It belongs to the Boot family: Mr and Mrs Boot and their children Poppy and Sam.

Show a picture of the farm and the characters, pointing each one out.

Explain that Poppy and Sam have lots of animals on their farm, including, Rusty the Dog, Clucky the Hen, Daisy the Cow, Woolly the Sheep, Dolly the Carthorse, the Geese and Curly the Pig.

Show pictures of each animal and get the audience to make the appropriate animal noises.

Storytime:

Explain that you are going to read a story and you are going to need their help as there are places you will need them to join in.

Also, that there is a Little Yellow Duck on every page and you will need their help to spot it.

Whilst you read, ensure you are showing the illustrations, pointing out the animals and asking the audience to make the appropriate sounds, and of course, spotting the Little Yellow Duck!

Involve your audience in the story with prompts such as:

Can you pretend to be Curly gobbling up the hen's food?

The Hens are cross — can you make a cross face?



Storytime fun with Poppy and Sam

Playtime! Musical Animal statues

Explain that as they were so good at making the animal noises, you are now going to play a game pretending to be the different animals on the farm.

Clear some space and explain that in a moment you will play some music and when they hear it they are going to move around pretending to be that animal, but that when the music stops they must freeze like a statue.

Before we start, let's all practise together. Can you stomp like Daisy the Cow? And stop! Who can wag their tail and bark like Rusty the Dog? Stop! Now let's eat from a trough like Curly the Pig. Stop! Who can scratch the ground like Clucky the Hen? And stop! And last of all, let's walk slowly while bleating like Woolly the sheep.

I think we are all set! Let's begin by making statues of Daisy the Cow (and mooing!)

When I play the music let's start to move!

Play the music — stopping every so often to make statues. Each time the music is played again, tell the players which character they are to be.

Song time

Ask the audience to sit back down and have a rest.

Explain that you are all going to sing a special song about Poppy and Sam feeding breakfast to the animals on their farm.

Explain that there are places where you will need them to join in.

Scan the QR code to play the 'Poppy and Sam Song' — with the audience joining in.



Storytime fun with Poppy and Sam

Lyrics

Poppy and Sam have jobs to do

Down on Apple Tree farm

First they have to feed the crew

Down on Apple Tree Farm

And Rusty the dog goes Woof Woof Woof, Woof Woof Woof, Woof Woof Woof

Rusty the dog goes Woof Woof Woof

He knows its breakfast time.

Repeat with the following:

Curly the Pig goes Oink Oink Oink

Woolly the Sheep goes Baa Baa Baa

Clucky the Hen goes Cluck Cluck Cluck

Daisy the Cow goes Moo Moo Moo

End of last chorus:

They know it's breakfast time!

Find the Duck


Sadly it's nearly time to go, but if they have time, there are several Little Yellow Ducks hidden around the shop/library/classroom/hall. Their task is to go around and see if they can spot them.

When they think they have found them all, they must return and say how many there are. If they are right — they get a sticker and/or colouring sheet.

[usborne.com/poppyandsam](https://www.usborne.com/poppyandsam)




How to draw a pig




1 Draw a body.




2 Add a face...




3 ...and four legs.



4 Draw two ears
and a curly tail.



Draw more pigs
on this page.



Copyright © Usborne Publishing Limited, 2022.

Usborne Activities

Find more like this in **Poppy and Sam's things to make and do**




Poppy and Sam

Connect the dots in number order, to finish the hen house.



Can you help me find five more chicks?

Follow the trails to see which hen will go to the hen house.



Copyright © Usborne Publishing Limited, 2022.

Usborne Activities

Find more like this in **Poppy and Sam's things to make and do**



Draw over the dotted lines to finish the animals that live on the farm.



Whiskers the cat




Rusty the dog




Daisy the cow




Woolly the sheep



Clucky the hen



Curly the pig



Copyright © Usborne Publishing Limited, 2022.

Usborne Activities

Find more like this in **Poppy and Sam's things to make and do**

Make a fluttery butterfly

Wave it up and down and watch its wings flutter!



- 1 Paint a cardboard tube and let it dry.



- 2 Fold a sheet of paper.
- 3 Open it out and add blobs of paint.




Only on one side

- 4 Fold the paper and press down...

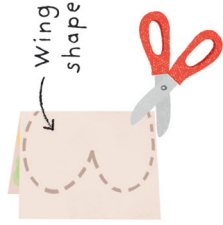


- 7 Unfold.



- 6 Let it dry, then fold and cut it like this.

Now the paint is on both sides.



- 5 ...then open.




Usborne Activities

Find more like this in Poppy and Sam's things to make and do




- 8 Stick the wings onto the tube.



- 9 Draw a face.



- 10 Glue paper strips for feelers inside the tube.



You could curl the strips around a pencil.



You could attach a stick or pencil to hold.

Copyright © Usborne Publishing Limited, 2022



Copyright © Usborne Publishing Limited, 2024.

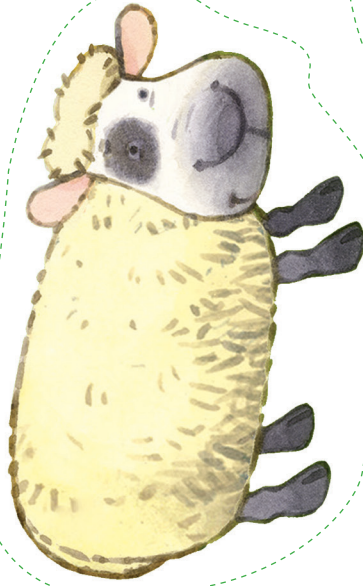




Usborne Activities

Find more like this at [usborne.com](https://www.usborne.com)



Join Poppy and Sam as they play hide-and-seek to find all the animals on Apple Tree farm!

Cut out and hide the animals around your space.



Usborne Farmyard Tales



Poppy and Sam

Play and learn with Poppy and Sam! Discover all the books and find the Little Yellow Duck 🦆 on every page.

