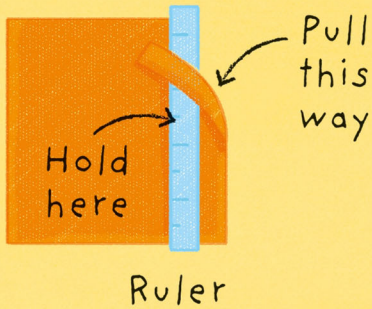



Make a paper pumpkin

...using orange and green paper.

- 1 Use a ruler to tear thick orange paper.




- 2 Tear four strips.




- 3 Stick together to make two crosses.



- 4 Glue the two crosses together.




- 5 Stick the ends of one strip together.



- 6 Repeat with the other strips.



- 7 Tear a strip of green paper.




- 8 Curl with a pencil.



- 9 Fold one end and stick to the top.



- 10 Draw on eyes and a mouth.



Copyright © Usborne Publishing Limited, 2022

Usborne Activities

Find more like this in **Halloween Things to Make and Do**. Find more activities at usborne.com/activities-for-kids

