

# CLICK CASTANETS

Castanets are pairs of instruments you play – one in each hand. They often accompany a type of Spanish dance called flamenco. You can make your own version with some cardboard and buttons or coins.


1 Cut a strip of cardboard, as long as the width of this page.

2 Tape a button or coin at each end of the strip.

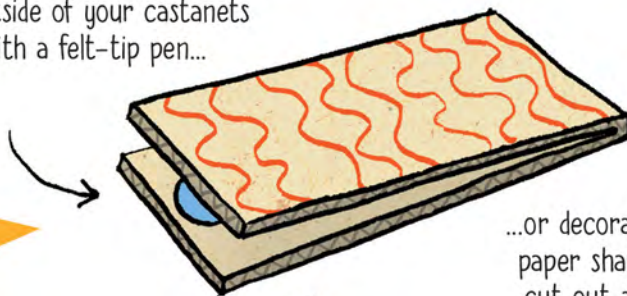
3 Then, fold your strip in half.



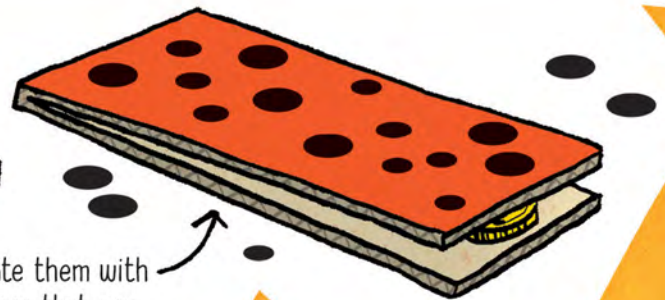
Make sure the button or coin is the same distance from the edges at both ends.



You could draw patterns on the outside of your castanets with a felt-tip pen...



...or decorate them with paper shapes that you cut out and stick on.



You could make big castanets with rows of coins or buttons.

Now get clicking...

Hold each castanet between your fingers and thumb to click it together. Then snap away...

Try listening to music and clicking your castanets to the beat. You could even dance at the same time.



## Usborne Activities

Find more like this in **Never Get Bored Cut, Fold and Stick**.  
Find more activities at [usborne.com/activities-for-kids](http://usborne.com/activities-for-kids)

