Make a paper pumpkin

...using orange and green paper.

1 Use a ruler to tear thick orange paper.



2 Tear four strips.



3 Stick together to make two crosses.

4 Glue the two crosses together.



5 Stick the ends of one strip together.

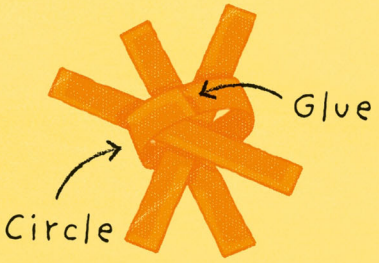

6 Repeat with the other strips.

7 Tear a strip of green paper.



8 Curl with a pencil.

9 Fold one end and stick to the top.

10 Draw on eyes and a mouth.



© Usborne Publishing Limited, 2022

Usborne Activities

Find more like this in **Halloween Things to Make and Do.** Find more activities at usborne.com/activities-for-kids

USBORNE