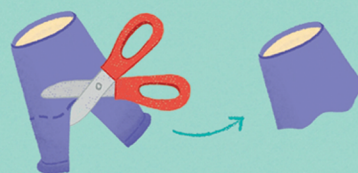


Jolly jellyfish




- 1 Cut a triangle from the edge of a paper cup.



- 2 From the point, cut all the way around in a wobbly line.




- 3 Draw on a face.



- 4 Cut long strips of tissue paper...



- 5 ...and stick them around the inside of the cup.



- 6 Tape a piece of string to the top of the cup.



Copyright © Usborne Publishing Limited, 2024.

Usborne Activities

Discover more activities like this in **Summer Things to Make and Do**
Share your activities with us at [#UsborneActivities](https://www.usborne.com/activities)

