



How to draw a bat




- 1 Draw a head and two ears.




- 2 Add a body...



- 3 ...and two wings.



- 4 Draw a face and two legs.



Fill the page with more bats.



This bat is sleeping.

© Usborne Publishing Limited, 2022

Usborne Activities

Find more like this in **Halloween Things to Make and Do**. Find more activities at [usborne.com/activities-for-kids](https://www.usborne.com/activities-for-kids)



USBORNE

