




Chirpy chicks




1. Draw a circle with yellow chalk for a chick's body and fill it in.



2. Smudge the chalk around and around with your finger, to make a fluffy shape.




3. Draw a beak, a wing and legs with an orange pencil.



4. Draw lots of little lines around your chick for feathers.

8



You could draw lots of little chicks together.

9