



# Make a bunny hat

...to wear to an Easter party.

- 1 Cut a strip of thick white paper that fits around your head.
- 2 Draw on a face like this.
- 3 Cut a slit going down near one end...





- 4 ...and a slit going up near the other end.
- 5 Bend it around and slot the slits together.
- 6 Fold white paper in half.



- 7 Cut it like this to make ears.
- 8 Draw a pink patch on each one.



- 9 Fold the bottom edges together and glue.
- 10 Stick the ears onto the hat.



## Usborne Activities

Find more like this in **Easter Things to Make and Do**. Find more activities at [usborne.com/activities-for-kids](http://usborne.com/activities-for-kids)

© Usborne Publishing Limited, 2023

