

# Minutes past the hour

The little hand on a clock measures the hours. The big hand measures how far through the hour it is.

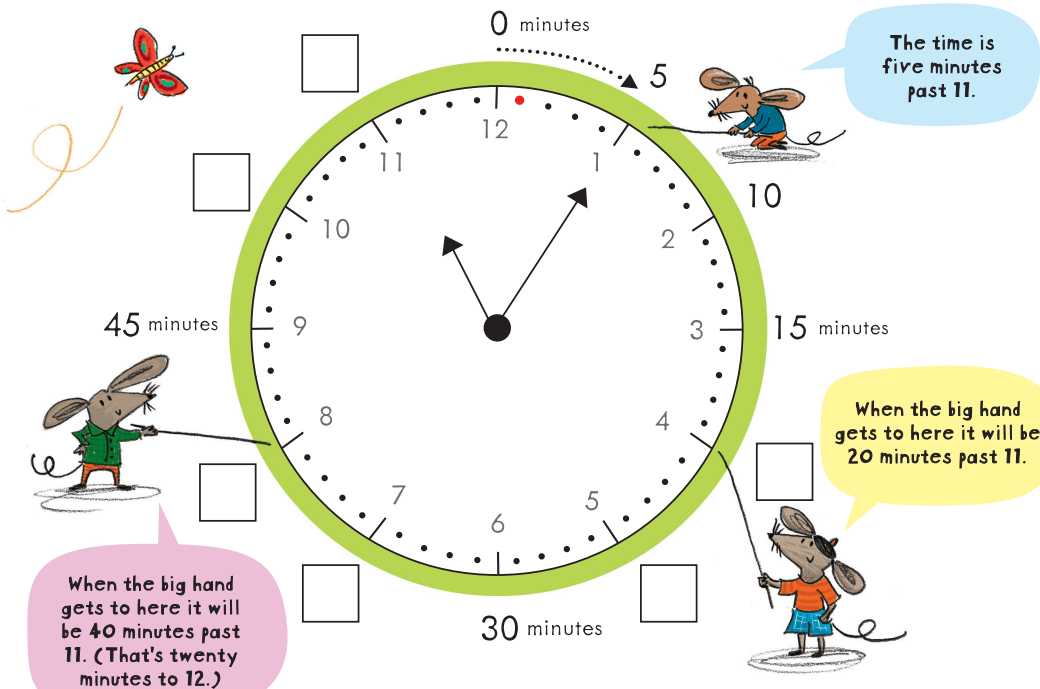
You can describe how far through the hour it is in fractions, e.g. 'a quarter past', 'half past', 'a quarter to'.

Or, you can describe how far through the hour it is in minutes, e.g. 'ten past', 'twenty-five past', 'twenty to'.

Clocks with hands and faces are called analogue clocks.



This analogue clock shows all 60 minutes in an hour. You count the minutes from the red dot clockwise (the direction of the arrow). Finish writing the numbers around the clock for the mice.



You can show the time in hours and minutes using a colon (:).

The hour number is shown first, then a colon, then the number of minutes PAST the hour.

(Numbers under 10 have a '0' in front of them.)

hour minutes past  
**11:05**  
colon

The time is five minutes past 11.

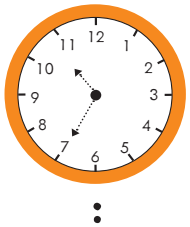
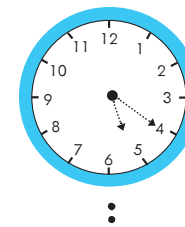





Use the big clock on the opposite page to help Suki write the time in hours and minutes below each of these clocks.


Remember, you can only write the minutes PAST the hour using a colon.

Suki

Start by looking at the hour number the little hand has moved past.



I wonder if these are 'am' times or 'pm' times?



## Usborne Activities

Find more like this in **Key Skills Wipe-Clean Books** • Share your activities on Instagram **#UsborneActivities** • [usborne.com/playandlearn](https://www.usborne.com/playandlearn)

