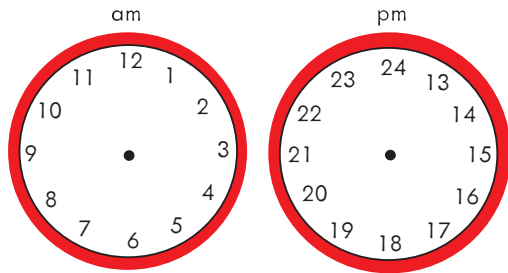



# 24-hour clock

The mice have written out all 24 hours on two clocks – one clock for the first half of the day (am), and one for the second half of the day (pm).



Could we show all 24 hours on one clock?

Help Cody finish copying the hours from 13 to 24 into the boxes on the clock below. Now draw hands to show a time.



Hmm. I still can't tell if that's an 'am' time or a 'pm' time.

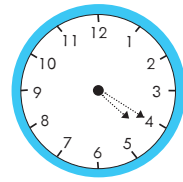
Digital clocks tell the time using all 24 hours, so you always know if it is an 'am' or a 'pm' time.

hour minutes past

14:00



This clock says it is exactly 2pm, or 2 o'clock in the afternoon.

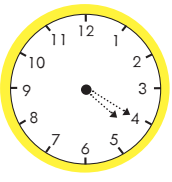


am

04:20



It's four twenty am, or twenty minutes past four in the morning.



pm


16:20

It's four twenty pm, or twenty minutes past four in the afternoon.

Underneath each analogue clock below, write the 'am' time as it would appear on a digital clock.




Remember, digital clocks show the minutes PAST the hour, not the minutes to.



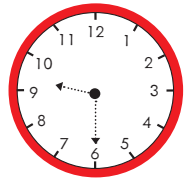
:

.....



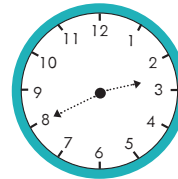
:

.....




:

.....



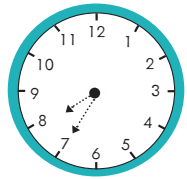
:

.....



:

.....



:

.....



Now write the 'pm' time for each clock above, as it would appear on a digital clock. You could use the clocks on the opposite page to help you.

# Usborne Activities

Find more like this in **Key Skills Wipe-Clean Books** • Share your activities on Instagram [#UsborneActivities](#) • [usborne.com/playandlearn](#)

