

SATURDAY ACTIVITIES

MAKE MUSIC

Build and play four different musical instruments.

Shoebbox guitar

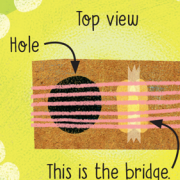
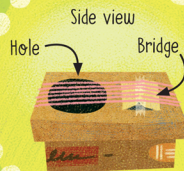
You will need:
a pencil
a mug
an old shoe box
scissors
6 rubber bands
tape

1 Draw around a mug on the lid of a shoe box. Push a pencil through the line you've drawn to make a hole. Then, cut out the circle through this hole.

2 Fold up the left and right 'sides' of the circle to make a 'bridge'. Stick it on the lid with tape, next to the hole.

3 Put the lid on the shoe box. Stretch six long rubber bands around the box, over the hole and bridge.

4 Pluck and strum the rubber bands. You can make a higher note by pressing your finger down on a rubber band while you pluck it.



Pan drum

Cover a saucepan with a piece of baking parchment. Secure it with a large rubber band to make a drum.


Use a wooden spoon for a drum stick.



Bottle maracas

Put some rice, lentils or dried beans in two plastic bottles.

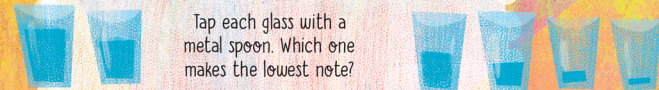
Screw on the lids and shake together.



Glass xylophone

Fill six glasses with different amounts of water. Line them up in height order.

Tap each glass with a metal spoon. Which one makes the lowest note?



Form a BAND!
Play your instruments in a group.

