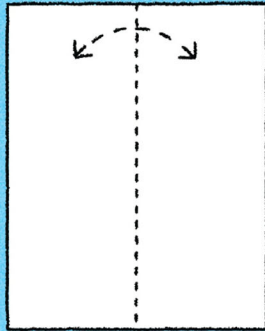


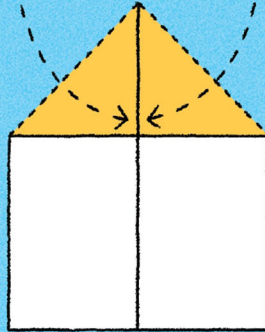


ULTRADART

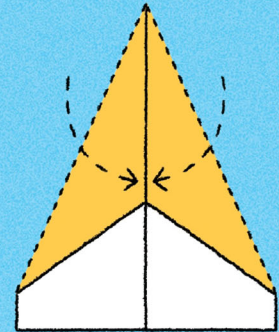
Launch the Ultradart firmly for fast, straight flights.
How far can you make it zoom?



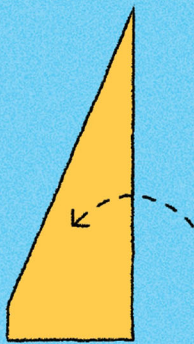
1. Fold the paper in half and open it out flat again.



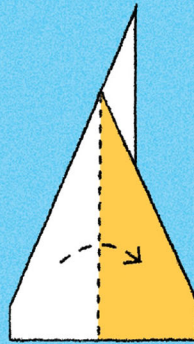
2. Fold the top left and right corners to the middle.



3. Fold the top corners down again.



4. Fold the plane in half from right to left.



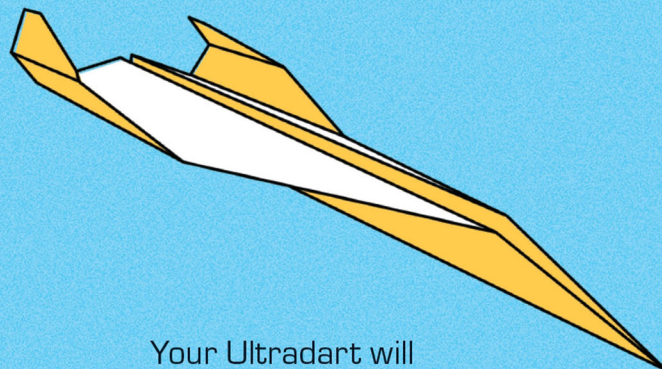
5. Fold like this, to make a wing. Repeat on the other side.



6. Fold the wing in half, then unfold it. Repeat on the other side.



7. Fold back the wing tip. Repeat on the other side.



Your Ultradart will look like this.

© Usborne Publishing Limited, 2022

Usborne Activities

Find more like this in **100 Jet Planes to Fold and Fly**. Find more activities at [usborne.com/activities-for-kids](https://www.usborne.com/activities-for-kids)

