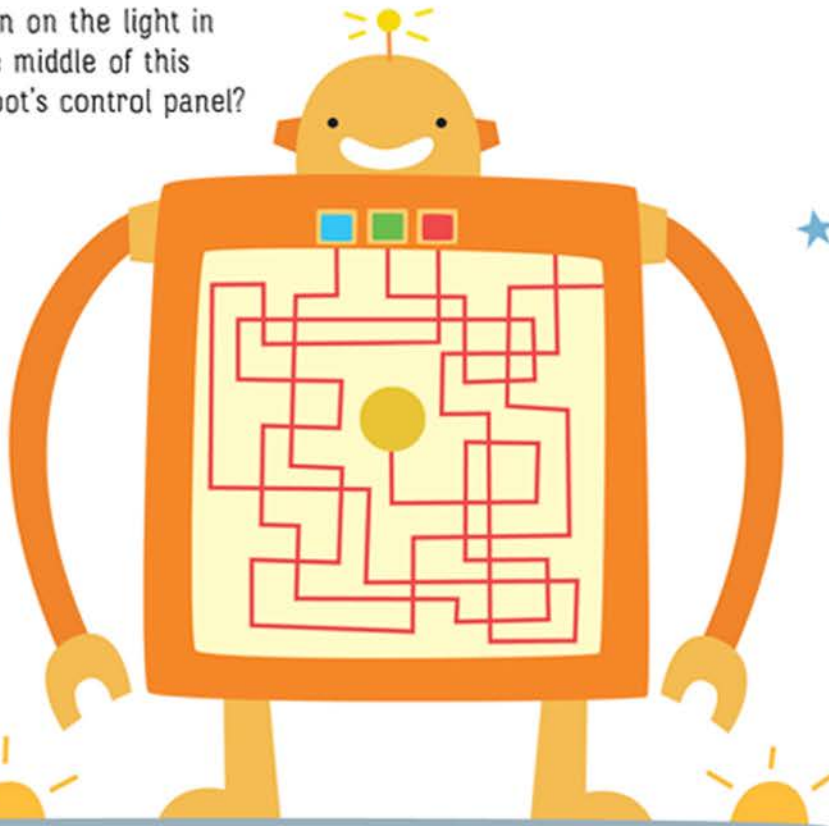


ROBOT FACTORY


Push the button

Which button will turn on the light in the middle of this robot's control panel?




Hidden picture

To reveal the robot in this puzzle, fill in the shapes with a dot in them:



Missing parts

Only the top robot in this line is complete. Can you draw parts onto the other robots so they all match?



Usborne Activities

Discover similar activities in the **Amazing Activity Book**
Share your activities with us #UsborneActivities.

Illustrations by Various
Copyright © Usborne Publishing Limited, 2024.

