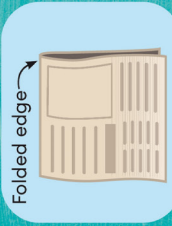


Paper boat


You could make a pirate to put in your boat.



This boat had a paper flag and portholes glued on.




1 Cut a rectangle from an old newspaper and fold it in half.



2 Fold the top corners down so that they meet in the middle.


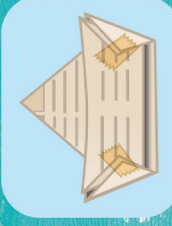


3 Then, fold up the top layer of the paper at the bottom, like this.



4 Turn the paper over and fold up the paper at the bottom, again.

5 Then, fold both bottom corners up like this, and secure them with tape.



Usborne Activities

Scan the QR code to discover more activities for kids.



Copyright © Usborne Publishing Limited, 2025.