

# MAKE MUSIC

Build and play four different musical instruments.

## Shoebbox guitar

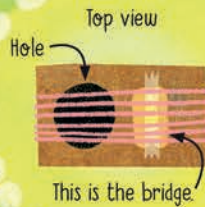
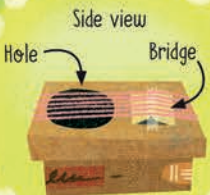
You will need:  
a pencil  
a mug  
an old shoe box  
scissors  
6 rubber bands  
tape

1 Draw around a mug on the lid of a shoe box. Push a pencil through the line you've drawn to make a hole. Then, cut out the circle through this hole.

2 Fold up the left and right 'sides' of the circle, to make a 'bridge'. Stick it on the lid with tape.

3 Put the lid on the shoe box. Stretch six long rubber bands around the box, over the hole and bridge.

4 Pluck and strum the rubber bands. You can make a higher note by pressing your finger down on a rubber band while you pluck it.



## Pan drum

Cover a saucepan with a piece of baking parchment. Secure it with a large rubber band to make a drum.

Use a wooden spoon for a drum stick.



## Bottle maracas

Put some rice, lentils or dried beans in two plastic bottles.

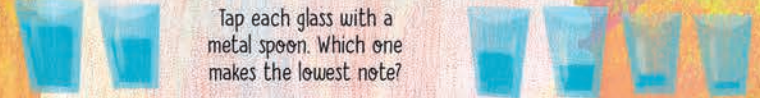
Screw on the lids and shake together.



## Glass xylophone

Fill six glasses with different amounts of water. Line them up in height order.

Tap each glass with a metal spoon. Which one makes the lowest note?



Form a BAND!  
Play your instruments in a group.



# Usborne Activities

Find similar activities like this in **Never Get Bored Book** Share your activities with us #UsborneActivities.

Illustrations by Various  
Copyright © Usborne Publishing Limited, 2024.

