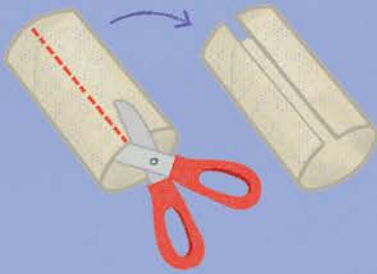


# Make a superhero cuff

...to wear on your adventures.

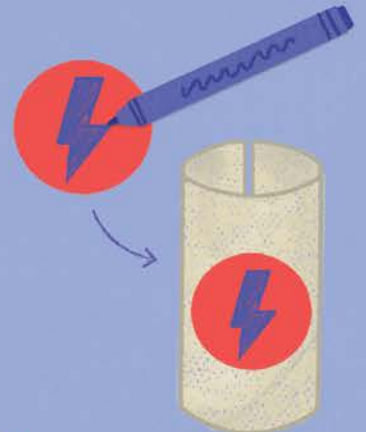
- 1** Cut all the way down a cardboard tube.



- 2** Cut a small shape from bright paper.

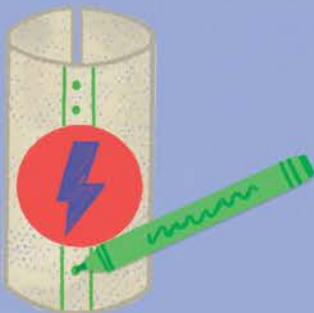


- 3** Draw on a symbol and glue the shape to the tube.



The slit is on the back.

- 4** Draw on more details, like this.



Paint your tube first if you want to.



## Usborne Activities

Find similar activities in **Superhero Things to Make and Do**  
Share your activities with us #UsborneActivities.

Illustrations by Various  
Copyright © Usborne Publishing Limited, 2025



USBORNE