

# Chocolate sundae


To make a delicious chocolate sundae, you will need:



2 tablespoons of water



100g (4oz) of plain (or milk) chocolate drops or chips



ice cream




15g (1 tablespoon) of butter




2 tablespoons of golden (corn) syrup

1. Melt the ingredients (apart from the ice cream!) on a low heat. Carefully lift the pan off the heat.



Stir us all the time!

2. Put some scoops of ice cream into a tall glass.



3. Pour the chocolate sauce over the ice cream.




Tasty tip

To make your sundae even MORE chocolatey, carefully grate some chocolate, then sprinkle it over the top.

# Chocolate trees

Chocolate grows on trees – well, kind of...



Cacao trees...

...grow fruit called pods.



In the pods are seeds called cocoa beans.

The beans are roasted and crushed, making cocoa powder and cocoa butter...



...which combine to make chocolate!



Did you know?

The scientific name for chocolate is *Theobroma cacao*, which means 'food of the gods' in Greek.



## Usborne Activities

Scan the QR code to discover more activities for kids.



Copyright © Usborne Publishing Limited, 2025.



USBORNE