

How to draw a Roman

Your turn...

1



Draw a square...

and a triangle...

2



a tall rectangle...

3



an arm...

a triangle...

4




a sleeve...

a scroll...

another triangle...

5




hair...

hands...

legs and feet...


6



eyes, a nose, a mouth and ears...

folds of fabric...

and sandals with straps.



Usborne Activities

Scan the QR code to discover more activities for kids.

Copyright © Usborne Publishing Limited, 2025.

