



# Happy crab



You could paint a sandy background for your crab.




**1** Draw an oval for a crab's body with an orange crayon.



**2** Draw two shapes like this, on top of the body for the eyes. Add some lines on the claws.



**3** Then, draw two large claws beside the eyes. Add some lines on the claws.



**4** Add some little legs below the body, and draw lines on them, too.



Let the paints mix together.

**5** Fill in the crab with watery orange and pink paints.



**6** When the paint is dry, draw little dots for eyes and add a smiling mouth.



## Usborne Activities

Scan the QR code to discover more activities for kids.



Copyright © Usborne Publishing Limited, 2025.