


FUN WITH FRIENDS

DICE DOGS

Players take turns rolling a dice and drawing the part of a dog that corresponds to the number rolled.

Each player must throw a...

- ☆ 6 for the dog's body
- ☆ 5 for each ear
- ☆ 4 for each eye
- ☆ 3 for each leg
- ☆ 2 for its tail
- ☆ 1 for its head




You must draw its body first, and then its head (so you need to throw a 6 to start, then a 1). Then, you can draw the other parts in any order.



The winner is the first person to draw a complete dog.

BEE TAKEAWAY

This is a two-player game. When it's your turn, cross out as many bees as you like - but only from one of the four rows. The winner is the person who forces the loser to cross out the last remaining bee.




To play this game again, draw four more rows of bees, or four rows of circles, on some paper.

FUNNY FIGURES

Each person will need a pen and a strip of paper.



1. First draw a head and neck.

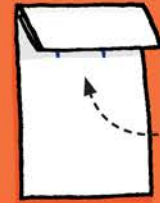


Make sure you can see the end of the neck.

2. Fold the paper over, and pass it to someone else.



3. Then, draw a body and arms.

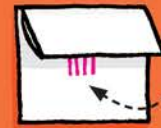


Leave the end of the body showing.

4. Fold the paper over again, and pass it on.



5. Then, draw legs.



Leave the ankles showing.

6. Fold the paper and pass it on.



7. Then, draw the feet.



8. Fold the paper and pass it on.

9. Unfold each piece of paper to reveal what everyone's drawn.



Usborne Activities

Find more activities like this in **The Usborne Holiday Activity Book**
Share your activities with us #UsborneActivities.

Illustrations by Various
Copyright © Usborne Publishing Limited, 2024.

