




# Make a tassel garland

...to hang up as a decoration.

You could slide beads onto the string before tying it on...

...or use buttons instead.

**1** Cut a sheet of paper into three.




**2** Cut into one of the pieces lots of times, like this.



**3** Put glue along the uncut edge.




**7** Pinch the top and fan out the ends.



Curl the ends with your fingers if you like.

**9** Wrap it around the top of the tassel and press to secure.



**8** Tear a strip of foil.




**10** Do the steps again to make more tassels.



**4** Stick a loop of string at one end.



**5** Fold the paper over so the ends of the string are covered...



**6** ...then roll it all the way up.



**11** Tie them along a piece of string, then hang your garland.



# Usborne Activities

Discover more activities in Diwali Things to Make and Do. Share your activities on Instagram #UsborneActivities [usborme.com/activities-for-kids](http://usborme.com/activities-for-kids)

Copyright © Usborne Publishing Limited, 2023

