


# Make cupcake-case birds

...with heart-shaped wings.




- 1** Flatten two cupcake cases.




- 2** Fold and glue them both in half.



- 3** Fold one of them in half and half again.



- 4** Draw a curved shape like this and cut it out.



- 7** Glue the wing on top like this.



- 8** Use a felt pen to add details.



- 5** Unfold it once to make a heart shape.

- 6** Stick the other case on a piece of paper.



Make as many birds as you like to fill your paper.



Copyright © Usborne Publishing Limited, 2024.

## Usborne Activities

Discover more in **Things to Make and Do for People You Love**  
Share your activities on Instagram #UsborneActivities



USBORNE