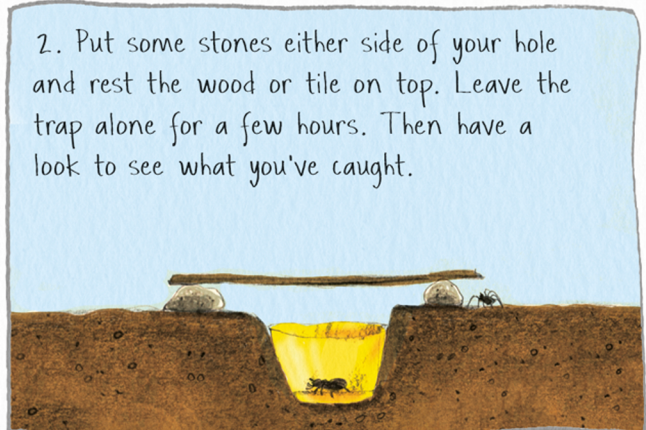



# Bug traps

Set this trap to catch bugs, so you can get a closer look. Put anything you trap back where it came from carefully, by holding the cup next to the ground and waiting for the creature to crawl out.

- You will need:**
- ☆ a trowel
  - ☆ a plastic cup
  - ☆ stones
  - ☆ a piece of wood or an old tile




Here are some tips to help you identify the types of bugs you have caught:



Millipede

A long body and lots of legs




Beetle

A hard, shiny shell

Six legs

Caterpillar



Long, hairy body. Some can be bright with striking patterns.

Spider



Eight legs

Slug or snail



Snails have a shell.


No legs, and a wet, slimy body

⚠ Make sure you don't touch any animals you spot or catch, and never disturb a nest. Some will bite or sting if they feel threatened.



Ant

Small, dark body, and six legs



Copyright © Usborne Publishing Limited, 2016. Illustrations by Briony May Smith

# Usborne Activities

Discover more in **The Usborne Outdoor Book**  
Find more fun activities at [usborne.com/activities-for-kids](http://usborne.com/activities-for-kids)

