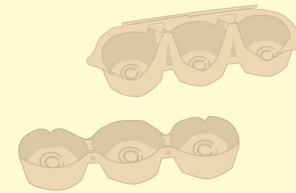
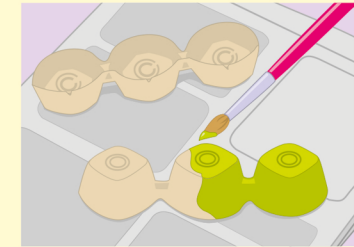



Bug friends



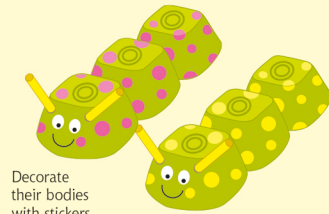
1. Cut the lid off a cardboard egg carton. Then, use scissors to cut the bottom part of the carton into two pieces, along its length.



2. For the caterpillars' bodies, lay the pieces of egg carton on an old newspaper. Brush them with thick green paint, then let them dry.




3. Using a ballpoint pen, carefully make two holes in the front of each caterpillar. Then, cut two short pieces from a drinking straw.



Decorate their bodies with stickers.

4. Push one piece of straw through each hole. Cut out white circles for eyes and glue them on. Then, draw the caterpillars' faces.



Usborne Activities

Discover more in **100 things to make & do**

Find more fun activities at usborne.com/activities-for-kids

Copyright © Usborne Publishing Limited, 2012

