

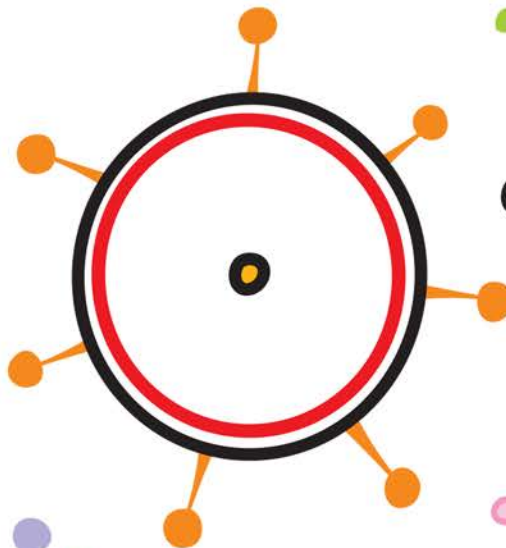
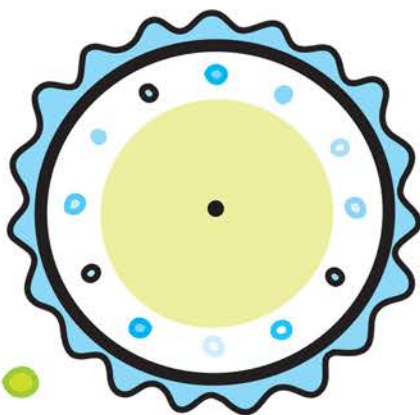




Ellie's alarm clock gains ten minutes every hour. Exactly one hour ago it stopped working completely, showing the time as 7:50. Ellie knows she set it at the right time at 5:30. What is the correct time now? Draw it on the green clock.



You can use these old clocks to work out your answer.



## Usborne Activities

Find similar activities in **A Puzzle a Day**  
Share your activities with us #UsborneActivities.

Illustrations by Michael Hill  
Copyright © Usborne Publishing Limited, 2025.

