


SATURDAY ACTIVITIES

FEED THE BIRDS

You'll need an old apple, pumpkin seeds, two twigs and string to make this birdfeeder.

1 First, tie the twigs together into a cross with a long piece of string.



2 Use an apple corer to remove the middle of the apple.



3 Push lots of pumpkin seeds into the apple's skin.



4 Now, thread the string through the apple. Find somewhere outdoors to hang your feeder, then tie a knot.



*S-witt witt witt
S-witt witt witt witt*

DAWN BIRDSONG

Birds start singing at the start of each new day. This is called the 'dawn chorus'. They sing to attract mates, send messages and warn other birds to keep away from their territory.

tchirrip tchirrip




Watch and listen out for any birds that visit your feeder.

Now try... speaking 'bird'

You could whistle to the birds on your birdfeeder, or follow these instructions to try *twit-twooing* to them.

1 Clasp your hands together, like this. Your hands can go this way round...



Make sure your thumbs are side by side.


2 Place your lips around your thumbs' knuckles and blow. The air should go through the small gap between your thumbs and make a sound.

...or this way.



There should be a hollow space between your hands.

Place your lips here.



To vary the sound, flap the fingers of your top hand.

Twit-twooing is hard and will take lots of practice. Some people find it easier than others.