


# Summer Activity Pack



# Spot the difference

Try to circle six differences in the right-hand picture.



Copyright © Usborne Publishing Limited, 2012.

## Usborne Activities

Discover more activities like this in **Holiday Puzzles**  
Share your activities with us at [#UsborneActivities](https://twitter.com/UsborneActivities)




USBORNE



# SUNSHINE





Doodle different faces on these suns.







Add some sunglasses.



Draw a hat.



Draw half circles for eyes on a very happy face.





Copyright © Usborne Publishing Limited, 2012.

## Usborne Activities

Discover more activities like this in **Holiday Activity Book**  
Share your activities with us at [#UsborneActivities](https://twitter.com/UsborneActivities)



Surf's up!



Copyright © Usborne Publishing Limited, 2025.

## Usborne Activities

Discover more activities like this in **Happy Summer Colouring Book**  
Share your activities with us at [#UsborneActivities](https://twitter.com/UsborneActivities)



USBORNE



Help Haya putt her ball to the largest flag, visiting all the smaller flags on the way, without doubling back or crossing her ball's path



Copyright © Usborne Publishing Limited, 2020.


# Usborne Activities

Discover more activities like this in **Summer Puzzle Pad**  
Share your activities with us at [#UsborneActivities](https://www.instagram.com/UsborneActivities)





Connect the odd-numbered dots in number order, starting with the smallest, to show what is fluttering among the flowers.




Copyright © Usborne Publishing Limited, 2020.

# Usborne Activities

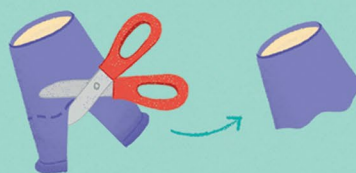
Discover more activities like this in **Summer Puzzle Pad**  
Share your activities with us at [#UsborneActivities](https://www.instagram.com/UsborneActivities)



# Jolly jellyfish




- 1 Cut a triangle from the edge of a paper cup.



- 2 From the point, cut all the way around in a wobbly line.



- 3 Draw on a face.



- 4 Cut long strips of tissue paper...



- 5 ...and stick them around the inside of the cup.



- 6 Tape a piece of string to the top of the cup.



Copyright © Usborne Publishing Limited, 2024.

## Usborne Activities









Discover more activities like this in **Summer Things to Make and Do**  
Share your activities with us at [#UsborneActivities](https://www.usborne.com/activities)







Doodle patterns on  
the shells.




Copyright © Usborne Publishing Limited, 2010.

# Usborne Activities


Discover more activities like this in **Drawing, Doodling and Colouring Book**  
Share your activities with us at [#UsborneActivities](https://twitter.com/UsborneActivities)







Squawk!  
I'm a noisy  
parrot.



Copyright © Usborne Publishing Limited, 2022.


## Usborne Activities

Discover more activities like this in **First Magic Painting Zoo**  
Share your activities with us at [#UsborneActivities](https://twitter.com/UsborneActivities)


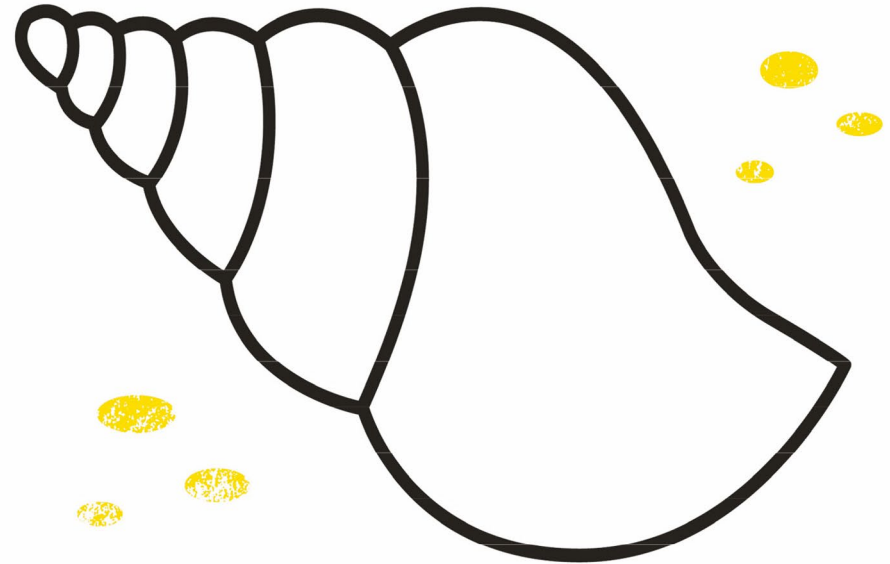


USBORNE






Walking on  
the shore



Let's collect  
some pretty  
shells.



Copyright © Usborne Publishing Limited, 2022.

## Usborne Activities


Discover more activities like this in **First Colouring Seashore**  
Share your activities with us at [#UsborneActivities](https://twitter.com/UsborneActivities)






# Os and Xs instructions


- 1 Player 1 marks an O in any of the spaces in the grid.





- 2 Player 2 marks an X in any of the other spaces.



- 3 Taking turns, try to make a straight line of three in a row. The line can be horizontal, vertical or diagonal.



- 4 The winner is the first player to make a line of three in a row. If no one makes a line, the game is a tie.



Copyright © Usborne Publishing Limited, 2015.

## Usborne Activities

Discover more activities like this in **Pencil and Paper Games**  
Share your activities with us at [#UsborneActivities](https://twitter.com/UsborneActivities)

