



# Summer Activity Pack



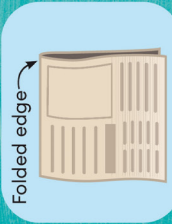
4+

# Paper boat


You could make a pirate to put in your boat.



This boat had a paper flag and portholes glued on.




1 Cut a rectangle from an old newspaper and fold it in half.



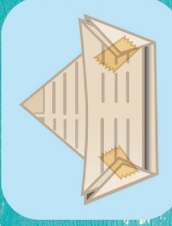
2 Fold the top corners down so that they meet in the middle.




3 Then, fold up the top layer of the paper at the bottom, like this.



4 Turn the paper over and fold up the paper at the bottom, again.



5 Then, fold both bottom corners up like this, and secure them with tape.



## Usborne Activities


Scan the QR code to discover more activities for kids.



Copyright © Usborne Publishing Limited, 2025.




# Happy crab



You could paint a sandy background for your crab.




**1** Draw an oval for a crab's body with an orange crayon.



**2** Draw two shapes like this, on top of the body for the eyes.



**3** Then, draw two large claws beside the eyes. Add some lines on the claws.



**4** Add some little legs below the body, and draw lines on them, too.



Let the paints mix together.

**5** Fill in the crab with watery orange and pink paints.



**6** When the paint is dry, draw little dots for eyes and add a smiling mouth.



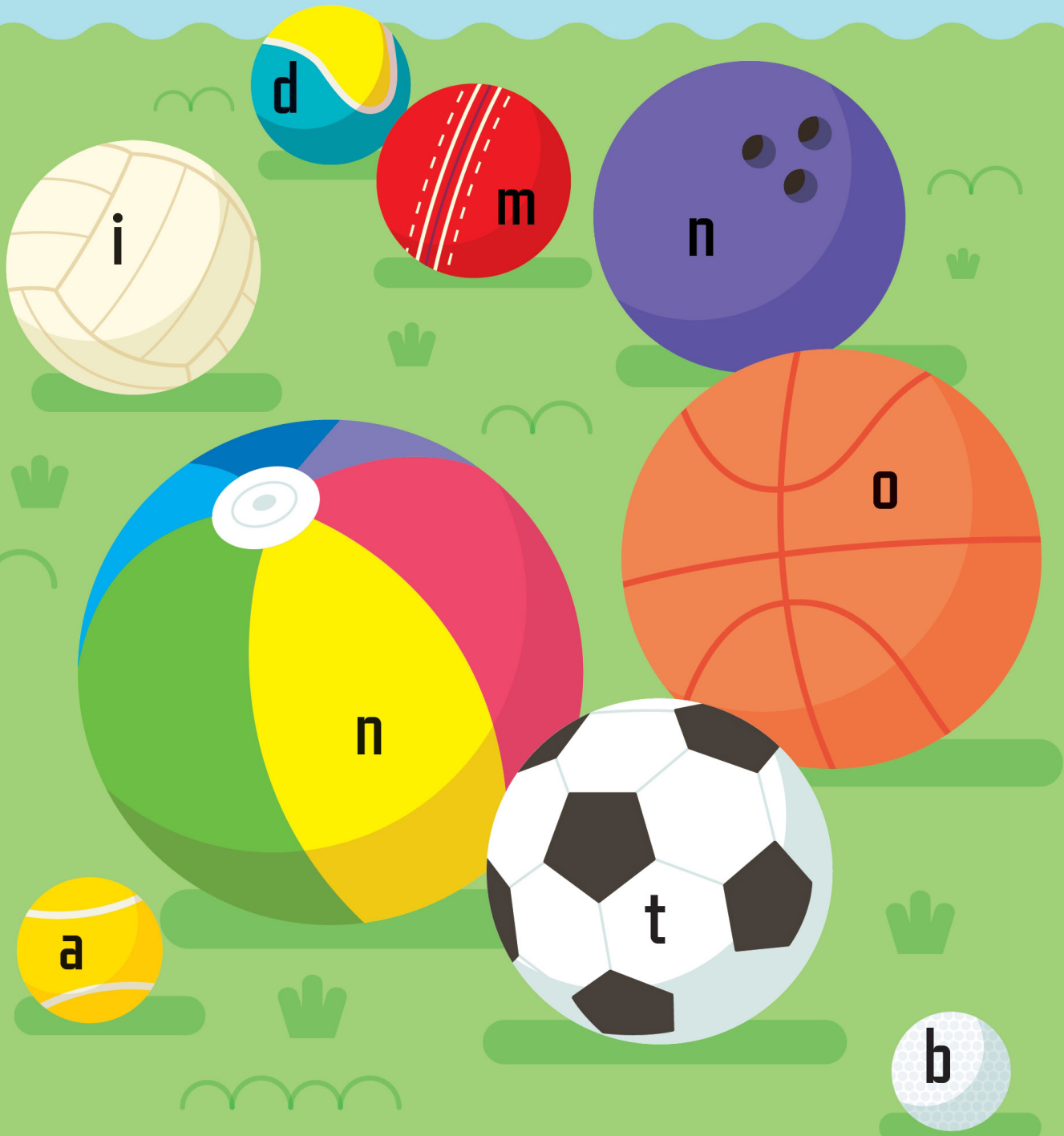
## Usborne Activities

Scan the QR code to discover more activities for kids.



Copyright © Usborne Publishing Limited, 2025.

Order the balls by size from smallest to largest and write out their letters in the same order to spell out a sport.



Answer: \_\_\_\_\_

Clue: It's played without a ball!



**Usborne Activities**


Scan the QR code to discover more activities for kids.

Copyright © Usborne Publishing Limited, 2025.



USBORNE

Can you spot six differences between these camper van pictures?





## Usborne Activities

Scan the QR code to discover more activities for kids.



Copyright © Usborne Publishing Limited, 2025.





## Usborne Activities

Scan the QR code to discover more activities for kids.

Copyright © Usborne Publishing Limited, 2025.



USBORNE



It's so hot!  
Time for  
ice cream.



## Usborne Activities


Scan the QR code to discover more activities for kids.



Copyright © Usborne Publishing Limited, 2025.



Surf's up!



## Usborne Activities

Scan the QR code to discover more activities for kids.



Copyright © Usborne Publishing Limited, 2025.



# A summer greetings card

The edges don't have to be straight.



- 1 Tear two thick strips of paper like this.



- 2 Stick one strip across the middle of a piece of paper...



Top piece overlaps here.

- 3 ...and add the other one near the top.



- 4 Fold your paper in half.

If you don't have a wooden stick, use a strip of cardboard.



- 5 Draw a shape like this...



- 6 ...and cut it out.



- 7 Open it up and glue a wooden stick inside.



Draw on details if you like.



## Usborne Activities

Scan the QR code to discover more activities for kids.



Copyright © Usborne Publishing Limited, 2025.



# How to draw an ice cream cone

1




Draw a curved line...

2



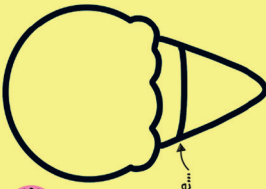
a wavy edge...

3




a cone...

4




a line...

5



a criss-cross pattern...


6



a wafer...

sauce...

7



...and a face.

Your turn... 

Add other icy treats to the spread as well.



## Usborne Activities

Scan the QR code to discover more activities for kids.



USBORNE

Copyright © Usborne Publishing Limited, 2025.